



# Green Leaf Lab®

251 Lathrop Way Suites D&E Sacramento, CA 95815  
916-924-5227 / www.greenleaflabs.com  
License#: C8-0000078-LIC


## Quality Control Testing Official Report

### Distributor

Akira Botanicals  
7271 Big Pine Rd, Marshall NC 28753

### Cultivator/Manufacturer

Akira Botanicals R&D



### Remedy OZ THCa Live Resin

Test RFID:

Source RFID: na

Lab Sample ID: S5B0272-05

Source Batch ID: 021325

Matrix: Inhalable Concentrate - weight

Batch Size: na

Date Sampled: 02/24/25

Date Received: 02/25/25

Harvest/Processing Date: 2/13/25

Sample Size: 1 unit

Product Density: na

## Results at a Glance

Overall Batch : PASS

Cannabinoids : PASS

Pesticides : PASS

Residual Solvent Analysis : PASS

Microbials : PASS

Metals : PASS

Foreign Material : PASS

Mycotoxins : PASS

Taylor Pearce  
CA Lab Director - 2/27/2025



### Distributor

Akira Botanicals  
7271 Big Pine Rd, Marshall NC 28753

### Cultivator/Manufacturer

Akira Botanicals R&D



### Remedy OZ THCa Live Resin

Test RFID:

Source RFID: na

Lab Sample ID: S5C0216-01

Source Batch ID: na

Matrix: Inhalable Concentrate - weight

Batch Size: na

Sample Size: 1 unit

Date Sampled: 03/18/25

Date Received: 03/19/25

Harvest/Processing Date: 2/13/25

Product Density: na

### Terpene Analysis by GCMS

Date/Time Extracted: 03/20/25 09:37

Analysis Method/SOP: T-001

Date/Time Analyzed: 03/20/25 20:37

Monoterpenes	%	mg/g	Monoterpenes	%	mg/g
3-Carene	< LOQ	< LOQ	alpha-Cedrene	< LOQ	< LOQ
alpha-Pinene	0.0699	0.699	alpha-Terpinene	< LOQ	< LOQ
beta-Myrcene	1.2352	12.352	beta-Pinene	0.0500	0.5
Borneol	< LOQ	< LOQ	Camphene	< LOQ	< LOQ
Camphor	< LOQ	< LOQ	Farnesol isomer I	< LOQ	< LOQ
Endo-fenchyl alcohol	0.0644	0.644	Eucalyptol	< LOQ	< LOQ
Fenchone	< LOQ	< LOQ	gamma-Terpinene	< LOQ	< LOQ
Geranyl acetate	< LOQ	< LOQ	Hexahydrothymol	< LOQ	< LOQ
Isoborneol	< LOQ	< LOQ	Isopulegol	< LOQ	< LOQ
Limonene	0.4502	4.502	Linalool	0.0671	0.671
Nerol	< LOQ	< LOQ	Ocimene	0.0629	0.629
Ocimene isomer I	< LOQ	< LOQ	Ocimene isomer II	0.1259	1.259
p-Mentha-1,5-diene	< LOQ	< LOQ	Pulegone	< LOQ	< LOQ
Sabinene	< LOQ	< LOQ	Sabinene hydrate	< LOQ	< LOQ
Terpineol	0.0433	0.433	Terpinolene	0.1449	1.449
Sesquiterpenes	%	mg/g	Sesquiterpenes	%	mg/g
alpha-Bisabolol	0.1500	1.5	alpha-Humulene	0.3430	3.43
beta-Caryophyllene	0.9430	9.43	Caryophyllene Oxide	< LOQ	< LOQ
cis-Nerolidol	0.0860	0.86	Guaiol	0.1023	1.023
trans-Nerolidol	0.0543	0.543	Valencene	< LOQ	< LOQ
<b>Total Terpenes</b>	<b>3.9476</b>	<b>39.476</b>			

<LOQ - Results below the Limit of Quantitation

Taylor Pearce  
CA Lab Director - 3/22/2025

Page 2 of 3



# Green Leaf Lab®

251 Lathrop Way Suites D&E Sacramento, CA 95815  
916-924-5227 / [www.greenleaflabs.com](http://www.greenleaflabs.com)  
License#: C8-0000078-LIC

## Quality Control Testing Official Report

### Distributor

Akira Botanicals  
7271 Big Pine Rd, Marshall NC 28753

### Cultivator/Manufacturer

Akira Botanicals R&D



### Remedy OZ THCa Live Resin

Test RFID:

Source RFID: na

Lab Sample ID: S5C0216-01

Source Batch ID: na

Matrix: Inhalable Concentrate - weight

Batch Size: na

Date Sampled: 03/18/25

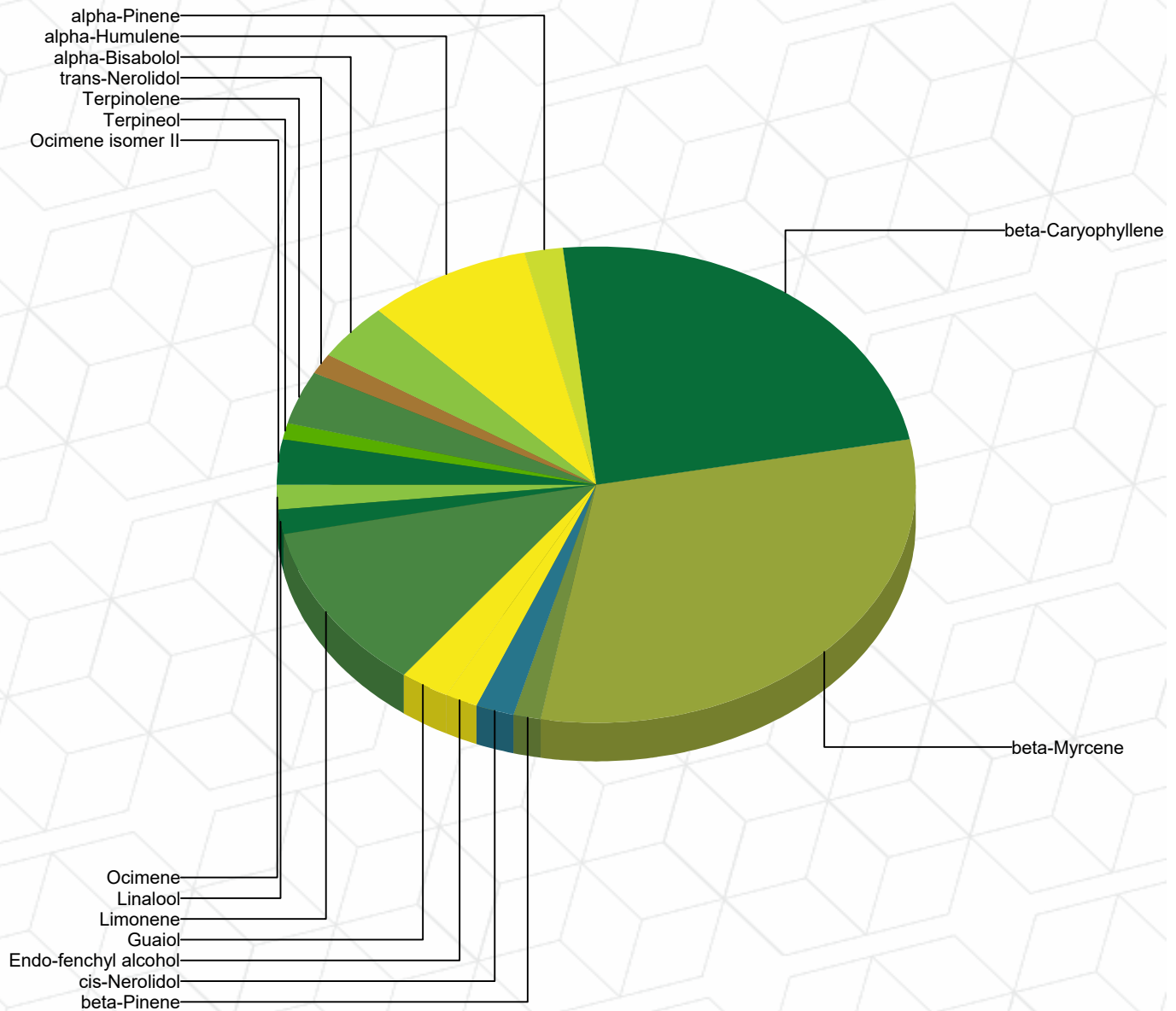
Date Received: 03/19/25

Harvest/Processing Date: 2/13/25

Sample Size: 1 unit

Product Density: na

## Terpene Profile



## Percentage of Total Terpenes Identified

Taylor Pearce  
CA Lab Director - 3/22/2025

Page 3 of 3

LQC samples were performed and met the prescribed acceptance criteria in 4 CCR section 15730; data available upon request. These results relate only to the sample included on this report. The report may not be reproduced except in full, without the written permission of Green Leaf Lab. The validity of results can be affected by the client supplied information.

This is for informational testing and is not compliance testing. The sample has been provided by the customer and lab results apply to the sample received




### Distributor

Akira Botanicals  
7271 Big Pine Rd, Marshall NC 28753

### Cultivator/Manufacturer

Akira Botanicals R&D



### Remedy OZ THCa Live Resin

Test RFID:

Source RFID: na

Lab Sample ID: S4L0271-01

Source Batch ID: na

Matrix: Inhalable Concentrate - weight

Batch Size: na

Sample Size: 1 unit

Date Sampled: 12/27/24

Date Received: 12/28/24

Harvest/Processing Date: 1/9/23

Product Density: na

## Potency Analysis by HPLC

Date/Time Extracted: 12/28/24 10:06

Analysis Method/SOP: C-001

Date/Time Analyzed: 12/30/24 19:11

Cannabinoids	LOD mg/g	LOQ mg/g	%	mg/g
Total THC	0.40	0.42	33.84	338.4
Total CBD	0.40	0.42	38.49	384.9
THCA	0.40	0.42	38.59	385.9
delta 9-THC	0.40	0.42	ND	ND
THCV	0.40	0.42	ND	ND
THCVA	0.40	0.42	ND	ND
CBD	0.40	0.42	ND	ND
CBDa	0.40	0.42	43.89	438.9
CBDV	0.40	0.42	ND	ND
CBDVA	0.40	0.42	ND	ND
CBN	0.40	0.42	ND	ND
CBG	0.40	0.42	ND	ND
CBGA	0.40	0.42	1.002	10.02
CBC	0.40	0.42	ND	ND
Total Cannabinoids	0.40	0.42	73.22	732.2
Sum of Cannabinoids	0.40	0.42	83.49	834.9

Total THC = delta 9-THC + (THCA \* 0.877)

Total CBD = CBD + (CBDa \* 0.877)

Taylor Pearce  
CA Lab Director - 12/31/2024





# Green Leaf Lab®

251 Lathrop Way Suites D&E Sacramento, CA 95815  
916-924-5227 / www.greenleaflabs.com  
License#: C8-0000078-LIC


## Quality Control Testing Official Report

### Distributor

Akira Botanicals  
7271 Big Pine Rd, Marshall NC 28753

### Cultivator/Manufacturer

Akira Botanicals R&D



### Remedy OZ THCa Live Resin

Test RFID:

Source RFID: na

Lab Sample ID: S5B0272-05

Source Batch ID: 021325

Matrix: Inhalable Concentrate - weight

Batch Size: na

Sample Size: 1 unit

Date Sampled: 02/24/25

Date Received: 02/25/25

Harvest/Processing Date: 2/13/25

Product Density: na

## Pesticide Analysis by GCMS/LCMS

Date/Time Extracted: 02/26/25 12:54

Date/Time GC Analyzed: 02/27/25 11:51

Analysis Method/SOP: RP-001

Date/Time LC Analyzed: 02/27/25 05:31

Analyte	Result	Action Level	LOD	LOQ	Units	Analyte	Result	Action Level	LOD	LOQ	Units
Abamectin	ND	0.3	0.060	0.080	ug/g	Acephate	ND	5	0.060	0.080	ug/g
Acequinocyl	ND	4	0.060	0.080	ug/g	Acetamiprid	ND	5	0.060	0.080	ug/g
Aldicarb	ND	0.05	0.060	0.080	ug/g	Azoxystrobin	ND	40	0.060	0.080	ug/g
Bifenazate	ND	5	0.060	0.080	ug/g	Bifenthrin	ND	0.5	0.060	0.080	ug/g
Boscalid	ND	10	0.060	0.080	ug/g	Captan	ND	5	0.500	0.500	ug/g
Carbaryl	ND	0.5	0.060	0.080	ug/g	Carbofuran	ND	0.05	0.060	0.080	ug/g
Chlorantraniliprole	ND	40	0.060	0.080	ug/g	Chlordane	ND	0.05	0.060	0.080	ug/g
Chlorfenapyr	ND	0.05	0.060	0.080	ug/g	Chlorpyrifos	ND	0.05	0.060	0.080	ug/g
Clofentezine	ND	0.5	0.060	0.080	ug/g	Coumaphos	ND	0.05	0.060	0.080	ug/g
Cyfluthrin	ND	1	0.250	0.700	ug/g	Cypermethrin	ND	1	0.250	0.500	ug/g
Daminozide	ND	0.05	0.060	0.080	ug/g	DDVP (Dichlorvos)	ND	0.05	0.060	0.080	ug/g
Diazinon	ND	0.2	0.060	0.080	ug/g	Dimethoate	ND	0.05	0.060	0.080	ug/g
Dimethomorph	ND	20	0.060	0.080	ug/g	Ethoprophos	ND	0.05	0.060	0.080	ug/g
Etofenprox	ND	0.05	0.060	0.080	ug/g	Etoxazole	ND	1.5	0.060	0.080	ug/g
Fenhexamid	ND	10	0.060	0.080	ug/g	Fenoxycarb	ND	0.05	0.060	0.080	ug/g
Fenpyroximate	ND	2	0.060	0.080	ug/g	Fipronil	ND	0.05	0.060	0.080	ug/g
Flonicamid	ND	2	0.060	0.080	ug/g	Fludioxonil	ND	30	0.060	0.080	ug/g
Hexythiazox	ND	2	0.060	0.080	ug/g	Imazalil	ND	0.05	0.060	0.080	ug/g
Imidacloprid	ND	3	0.060	0.080	ug/g	Kresoxim-methyl	ND	1	0.060	0.080	ug/g
Malathion	ND	5	0.060	0.080	ug/g	Metalaxyl	ND	15	0.060	0.080	ug/g
Methiocarb	ND	0.05	0.060	0.080	ug/g	Methomyl	ND	0.1	0.060	0.080	ug/g
Methyl parathion	ND	0.05	0.060	0.080	ug/g	Mevinphos	ND	0.05	0.060	0.080	ug/g
Myclobutanil	ND	9	0.060	0.080	ug/g	Naled	ND	0.5	0.060	0.080	ug/g
Oxamyl	ND	0.2	0.060	0.080	ug/g	Paclobutrazol	ND	0.05	0.060	0.080	ug/g
Pentachloronitrobenzene	ND	0.2	0.060	0.080	ug/g	Permethrins	ND	20	0.060	0.080	ug/g
Phosmet	ND	0.2	0.060	0.080	ug/g	Piperonyl butoxide	ND	8	0.060	0.080	ug/g
Prallethrin	ND	0.4	0.060	0.080	ug/g	Propiconazole	ND	20	0.060	0.080	ug/g
Propoxur	ND	0.05	0.060	0.080	ug/g	Pyrethrins	ND	1	0.060	0.080	ug/g
Pyridaben	ND	3	0.060	0.080	ug/g	Spinetoram	ND	3	0.060	0.080	ug/g
Spinosad	ND	3	0.060	0.080	ug/g	Spiromesifen	ND	12	0.060	0.080	ug/g
Spirotetramat	ND	13	0.060	0.080	ug/g	Spiroxamine	ND	0.05	0.060	0.080	ug/g
Tebuconazole	ND	2	0.060	0.080	ug/g	Thiacloprid	ND	0.05	0.060	0.080	ug/g
Thiamethoxam	ND	4.5	0.500	1.00	ug/g	Trifloxystrobin	ND	30	0.060	0.080	ug/g

ND - Compound not detected

<LOQ - Results below the Limit of Quantitation

Results above the Action Level fail state testing requirements and will be highlighted **Red**.

Taylor Pearce  
CA Lab Director - 2/27/2025



# Green Leaf Lab®

251 Lathrop Way Suites D&E Sacramento, CA 95815  
916-924-5227 / www.greenleaflabs.com  
License#: C8-000078-LIC


## Quality Control Testing Official Report

### Distributor

Akira Botanicals  
7271 Big Pine Rd, Marshall NC 28753

### Cultivator/Manufacturer

Akira Botanicals R&D



### Remedy OZ THCa Live Resin

Test RFID:

Source RFID: na

Lab Sample ID: S5B0272-05

Source Batch ID: 021325

Matrix: Inhalable Concentrate - weight

Batch Size: na

Sample Size: 1 unit

Date Sampled: 02/24/25

Date Received: 02/25/25

Harvest/Processing Date: 2/13/25

Product Density: na

## Residual Solvent Analysis by GCMS-HS

Date/Time Extracted: 02/25/25 08:56

Analysis Method/SOP: RS-001

Date/Time Analyzed: 02/26/25 19:43

Analyte	Result	Action Level	LOD	LOQ	Units
1,2-Dichloroethane	ND	1	0.10	0.77	ug/g
Acetone	ND	5000	0.10	961.9	ug/g
Acetonitrile	ND	410	0.10	48.10	ug/g
Benzene	ND	1	0.10	0.77	ug/g
Butane	ND	5000	0.10	961.9	ug/g
Chloroform	ND	1	0.10	0.77	ug/g
Ethanol	ND	5000	0.10	961.9	ug/g
Ethyl acetate	ND	5000	0.10	961.9	ug/g
Ethyl ether	ND	5000	0.10	961.9	ug/g
Ethylene oxide	ND	1	0.10	0.77	ug/g
Heptane	ND	5000	0.10	961.9	ug/g
Hexane	ND	290	0.10	48.10	ug/g
Isopropyl Alcohol	ND	5000	0.10	961.9	ug/g
Methanol	ND	3000	0.10	961.9	ug/g
Methylene chloride	ND	1	0.10	0.77	ug/g
Pentane	ND	5000	0.10	961.9	ug/g
Propane	ND	5000	0.10	961.9	ug/g
Toluene	ND	890	0.10	48.10	ug/g
Trichloroethylene	ND	1	0.10	0.77	ug/g
xylene (total)	ND	2170	0.10	48.10	ug/g

ND - Compound not detected

<LOQ - Results below the Limit of Quantitation

Results above the Action Level fail state testing requirements and will be highlighted **Red**.

Taylor Pearce  
CA Lab Director - 2/27/2025



# Green Leaf Lab®

251 Lathrop Way Suites D&E Sacramento, CA 95815  
916-924-5227 / www.greenleaflabs.com  
License#: C8-000078-LIC


## Quality Control Testing Official Report

### Distributor

Akira Botanicals  
7271 Big Pine Rd, Marshall NC 28753

### Cultivator/Manufacturer

Akira Botanicals R&D



### Remedy OZ THCa Live Resin

Test RFID:

Source RFID: na

Lab Sample ID: S5B0272-05

Source Batch ID: 021325

Matrix: Inhalable Concentrate - weight

Batch Size: na

Date Sampled: 02/24/25

Date Received: 02/25/25

Harvest/Processing Date: 2/13/25

Sample Size: 1 unit

Product Density: na

## Metals Analysis by ICPMS

Date/Time Extracted: 02/25/25 09:06

Analysis Method/SOP: HM-001

Date/Time Analyzed: 02/26/25 20:58

Analyte	Result	Action Level	LOD	LOQ	Units
Arsenic	ND	0.2	0.0285	0.0855	ug/g
Cadmium	ND	0.2	0.0105	0.0315	ug/g
Lead	ND	0.5	0.0170	0.0510	ug/g
Mercury	ND	0.1	0.00700	0.0210	ug/g

ND - Compound not detected

<LOQ - Results below the Limit of Quantitation

Results above the Action Level fail state testing requirements and will be highlighted **Red**.

Taylor Pearce  
CA Lab Director - 2/27/2025



# Green Leaf Lab®

251 Lathrop Way Suites D&E Sacramento, CA 95815  
916-924-5227 / www.greenleaflabs.com  
License#: C8-0000078-LIC


## Quality Control Testing Official Report

### Distributor

Akira Botanicals  
7271 Big Pine Rd, Marshall NC 28753

### Cultivator/Manufacturer

Akira Botanicals R&D



### Remedy OZ THCa Live Resin

Test RFID:

Source RFID: na

Lab Sample ID: S5B0272-05

Source Batch ID: 021325

Matrix: Inhalable Concentrate - weight

Batch Size: na

Sample Size: 1 unit

Date Sampled: 02/24/25

Date Received: 02/25/25

Harvest/Processing Date: 2/13/25

Product Density: na

## Mycotoxins by LCMSMS

Date/Time Extracted: 02/26/25 12:54

Analysis Method/SOP: RP-001

Date/Time Analyzed: 02/27/25 16:11

Analyte	Result	Action Level	LOD	LOQ	Units
aflatoxin B1	ND		0.017	0.098	ug/kg
aflatoxin B2	ND		0.045	0.490	ug/kg
aflatoxin G1	ND		0.004	0.196	ug/kg
aflatoxin G2	ND		0.059	0.196	ug/kg
Ochratoxin A	ND	20	0.062	0.490	ug/kg
Total Aflatoxins	ND	20	0.004	0.098	ug/kg

ND - Compound not detected

<LOQ - Results below the Limit of Quantitation

Results above the Action Level fail state testing requirements and will be highlighted Red.

## Microbials by PCR

Date/Time Extracted: 02/25/25 09:02

Analysis Method/SOP: MI-301

Date/Time Analyzed: 02/27/25 09:53

Analyte	Result	Action Level	LOD	LOQ	Units
Aspergillus Flavus	Pass	1	0.00	0.00	CFU/g
Aspergillus Fumigatus	Pass	1	0.00	0.00	CFU/g
Aspergillus Niger	Pass	1	0.00	0.00	CFU/g
Aspergillus Terreus	Pass	1	0.00	0.00	CFU/g
Escherichia Coli	Pass	1	0.00	0.00	CFU/g
Salmonella	Pass	1	0.00	0.00	CFU/g

## Filth and Foreign Material Inspection by Magnification

Date/Time Extracted: 02/25/25 08:53

Analysis Method/SOP: FM-001

Date/Time Analyzed: 02/26/25 09:46

Analyte	Result	Action Level	LOD	LOQ	Units
Foreign Material	Pass	1	1.00	1.00	FMU

<LOQ - Results below the Limit of Quantitation

Results above the Action Level fail state testing requirements and will be highlighted Red.

Taylor Pearce  
CA Lab Director - 2/27/2025